


A6FR

Piano DIP Switch



Box type Through-hole Mounting Piano DIP Switches

- Slide twin contacts mechanism ensure high reliability.
- Available both ON and OFF-set soldering.
- Both short and long actuators are available.



List of Models

● Tube Packaging

Type (actuator color)		Short actuator (white)	Long actuator (white)
No. of poles	Quantity per tube		
2	70	A6FR-2101	A6FR-2104
3	50	A6FR-3101	A6FR-3104
4	39	A6FR-4101	A6FR-4104
5	32	A6FR-5101	A6FR-5104
6	27	A6FR-6101	A6FR-6104
7	24	A6FR-7101	A6FR-7104
8	21	A6FR-8101	A6FR-8104
9	19	A6FR-9101	A6FR-9104
10	17	A6FR-0101	A6FR-0104

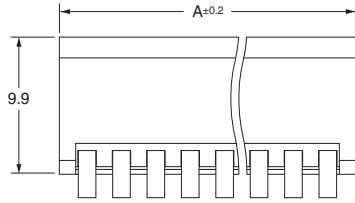
Note: Order in multiples of the package quantity.

Ratings / Characteristics

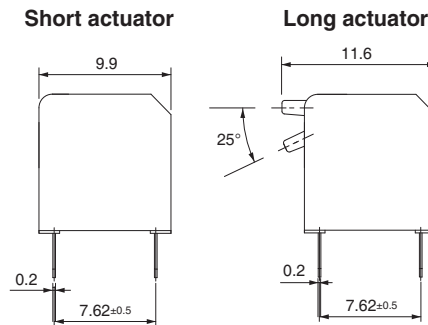
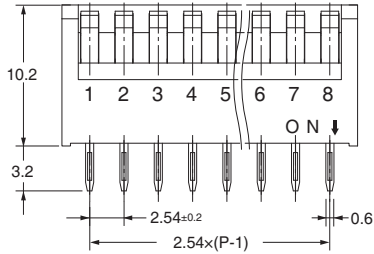

Rating (resistive load)		25 mA at 24 VDC 10 μ A (minimum current) at 3.5 VDC
Ambient operating temperature		-20 to +70°C at 60% max. (with no icing or condensation)
Ambient operating humidity		35% to 95% (at +5 to +35°C)
Insulation resistance		100 M Ω min. (at 250 VDC with insulation tester)
Contact resistance (initial value)		200 m Ω max.
Dielectric strength	Between terminals	500 VAC for 1 min
Vibration resistance	Malfunction	10 to 55 Hz, 1.5-mm double amplitude
Shock resistance	Malfunction	300 m/s ² min.
Durability	Electrical	1,000 operations min.
Washing		Not possible
Degree of protection		IEC IP40
Operating force		0.29 to 9.8 N {30 to 1,000 gf}
Weight		0.83 g (2 poles), 1.39 g (4 poles), 1.99 g (6 poles), 2.59 g (8 poles), 3.18 g (10 poles)

Dimensions (Unit: mm)

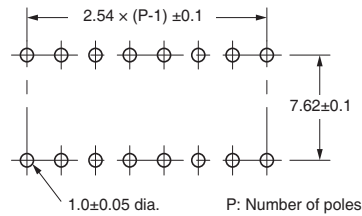
● Short Actuator A6FR-□101



● Long Actuator A6FR-□104



PCB Dimensions (Reference) (Top View)

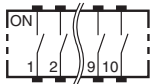


No. of poles	Model		Dimension A
	Short actuator	Long actuator	
2	A6FR-2101	A6FR-2104	6.64
3	A6FR-3101	A6FR-3104	9.18
4	A6FR-4101	A6FR-4104	11.72
5	A6FR-5101	A6FR-5104	14.26
6	A6FR-6101	A6FR-6104	16.80
7	A6FR-7101	A6FR-7104	19.34
8	A6FR-8101	A6FR-8104	21.88
9	A6FR-9101	A6FR-9104	24.42
10	A6FR-0101	A6FR-0104	26.96

Note: Unless otherwise specified, a tolerance of ± 0.4 mm applies to all dimensions.

Internal Connections

Contact Form (Top View)



Safety Precautions

Be sure to read the Safety precautions common to all DIP Switches for correct use.

Please check each region's Terms & Conditions by region website.

OMRON Corporation Device & Module Solutions Company

Regional Contact

Americas
<https://components.omron.com/us>
Asia-Pacific
<https://components.omron.com/ap>
Korea
<https://components.omron.com/kr>

Europe
<https://components.omron.com/eu>
China
<https://components.omron.com.cn>
Japan
<https://components.omron.com/jp>