

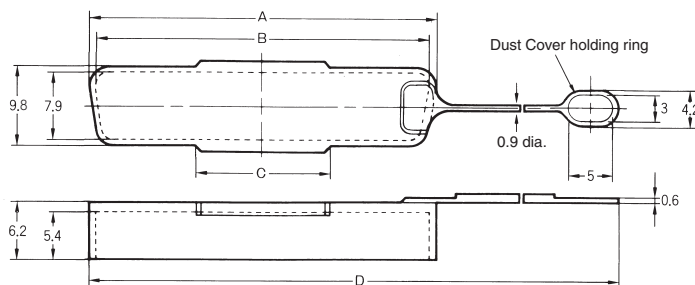
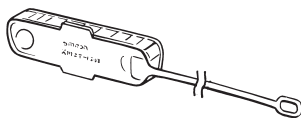
■ Accessories (Sold Separately)

(unit: mm)

Dust Covers For XM3B/D/F Sockets

With retaining ring

- XM2T-0901 (9 contacts)
- XM2T-1501 (15 contacts)
- XM2T-2501 (25 contacts)
- XM2T-3701 (37 contacts)



Ratings and Specifications

Operating temperature	- 25 to 85°C (with no condensation or icing)
Material	PA

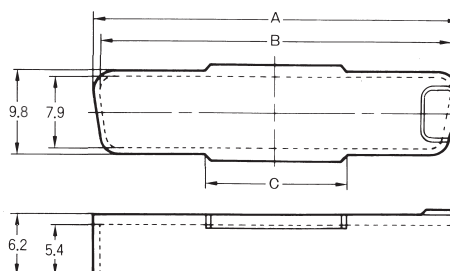
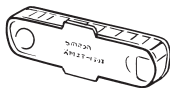
Dimensions

No. of contacts	Dimensions				Model
	A	B	C	D	
9	17.7	16.3	8	68	XM2T-0901
15	26.1	24.7	10	77	XM2T-1501
25	39.8	38.4	15	120	XM2T-2501
37	56.2	54.8	18	135	XM2T-3701

Dust Covers For XM3B/D/F Sockets

Without retaining ring

- XM2T-0901-0 (9 contacts)
- XM2T-1501-0 (15 contacts)
- XM2T-2501-0 (25 contacts)
- XM2T-3701-0 (37 contacts)

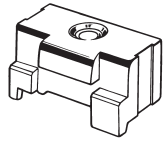


Dimensions

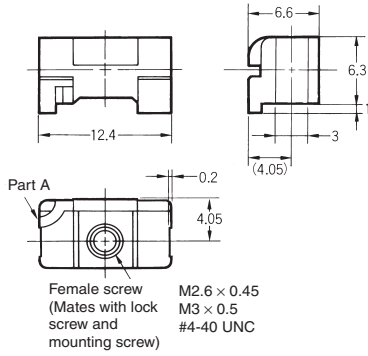
No. of contacts	Dimensions			Model
	A	B	C	
9	17.7	16.3	8	XM2T-0901-0
15	26.1	24.7	10	XM2T-1501-0
25	39.8	38.4	15	XM2T-2701-0
37	56.2	54.8	18	XM2T-3701-0

Anchor 1 (Rectangular)

XM2Z-0001
(M2.6 × 0.45 metric screws)
XM2Z-0002
(M3.0 × 0.5 metric screws)
XM2Z-0003
(#4-40 UNC inch screws)



Materials and Finish
 Zinc die-cast/nickel plated

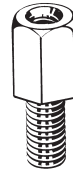
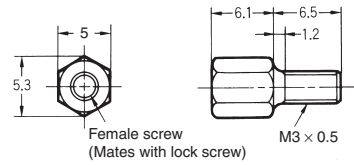


Note: If you use a Dust Cover with a holding ring, secure the holding ring at part A.

Model
XM2Z-0001
XM2Z-0002
XM2Z-0003

Anchor 2 (Hexagonal)

XM2Z-0011
(M2.6 × 0.45 metric screws)
XM2Z-0012
(M3.0 × 0.5 metric screws)
XM2Z-0013
(#4-40 UNC inch screws)

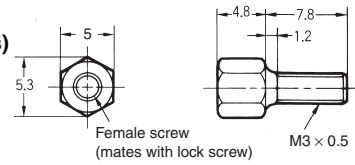


Materials and Finish
 Iron/nickel plated

Model
XM2Z-0011
XM2Z-0012
XM2Z-0013

Anchor 3 (Hexagonal)

XM2Z-0021
(M2.6 × 0.45 metric screws)
XM2Z-0022
(M3.0 × 0.5 metric screws)
XM2Z-0023
(#4-40 UNC inch screws)



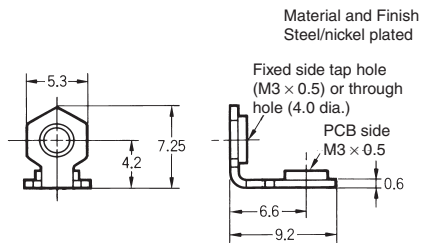
Materials and Finish
 Iron/nickel plated

Model
XM2Z-0021
XM2Z-0022
XM2Z-0023

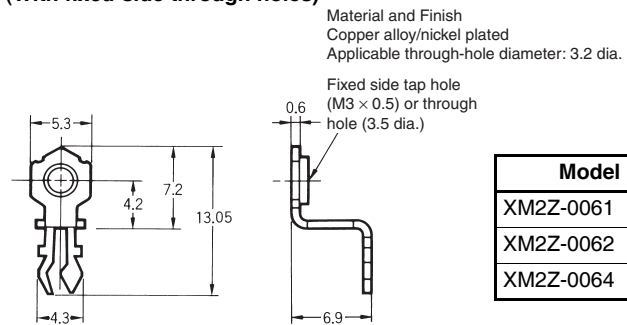
Note: Anchor 3 is used for panel mounting Connectors. Applicable panel thickness is 0.6 to 1.3 mm.

- Note:**
- 2 anchors are necessary per connector.
 - Attachment to the XM3K/L is not possible.

**Grounding Fixtures for XM3B
Tap Hole Grounding Fixtures
XM2Z-0061
(With fixed-side tap holes)**



**Lock Pin Grounding Fixtures (for XM3B)
XM2Z-0062
(With fixed-side tap holes)
XM2Z-0064
(With fixed-side through holes)**



Model
XM2Z-0061
XM2Z-0062
XM2Z-0064

Anchors and Grounding Fixtures

Anchor 2 and 3	Anchor 1	Without Anchor
<p>Note: Use Grounding Fixtures XM2Z-0061 or XM2Z-0062.</p>	<p>Note: 1. Use a 6-mm screw that mates with the male screw on Anchor 1. 2. Use Grounding Fixtures XM2Z-0064.</p>	<p>Note: Always use a screw without an Anchor. A Grounding Fixture (fixed-side tap) can be used in place of the hexagonal nut.</p>

- Note:** 1. Anchor 2 and the following Grounding Fixtures are available: XM3B-□□22-11 and XM3B-□□22-112. Contact your OMRON representative for other anchor and grounding fixture specifications.
2. 2 anchors are necessary per connector.

Please check each region's Terms & Conditions by region website.

OMRON Corporation

Electronic and Mechanical Components Company

Regional Contact

Americas

<https://www.components.omron.com/>

Asia-Pacific

<https://ecb.omron.com.sg/>

Korea

<https://www.omron-ecb.co.kr/>

Europe

<http://components.omron.eu/>

China

<https://www.ecb.omron.com.cn/>

Japan

<https://www.omron.co.jp/ecb/>