




Standard Through-hole Mounting Piano DIP Switches

- Low-profile design with a height of only 5 mm and a 2.54-mm pitch for continuous mounting.
- Gold-plated twin contacts ensure high reliability.



■List of Models

Tube packaging

		Type	Short actuator	Long actuator
				
No. of poles	Quantity per tube			
2	95		A6TR-2101	A6TR-2104
4	47		A6TR-4101	A6TR-4104
6	31		A6TR-6101	A6TR-6104
8	23		A6TR-8101	A6TR-8104
10	18		A6TR-0101	A6TR-0104

Note: Orders must be made in integral multiples of the quantities given for each tube. Switches are not sold individually.

■Ratings/Characteristics

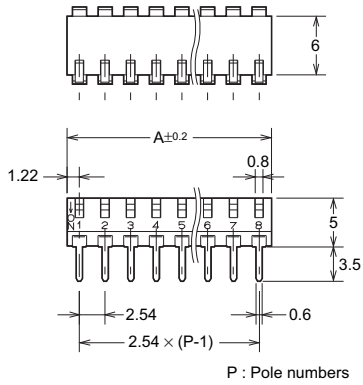

Rating (resistive load)	25 mA at 24 VDC 10 μ A (minimum current) at 3.5 VDC	
Ambient operating temperature	-20 to +70°C at 60% max. (with no icing or condensation)	
Ambient operating humidity	35% to 95% (at +5 to +35°C)	
Insulation resistance	100 M Ω min. (at 250 VDC with insulation tester)	
Contact resistance (initial value)	200 m Ω max.	
Dielectric strength	Between terminals	500 VAC for 1 min
Vibration resistance	Malfunction	10 to 55 Hz, 1.5-mm double amplitude
Shock resistance	Malfunction	300 m/s ² min.
Durability	Electrical	1,000 operations min.
Washing	Not possible	
Degree of protection	IEC IP40	
Operating force	0.29 to 7.8 N {30 to 795 gf}	
Weight	0.25 g (2 poles), 0.50 g (4 poles), 0.76 g (6 poles), 1.02 g (8 poles), 1.28 g (10 poles)	

Dimensions (Unit: mm)

● Short actuator / Long actuator

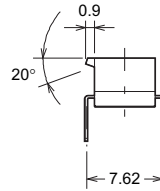
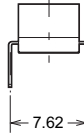
A6TR-□101

A6TR-□104

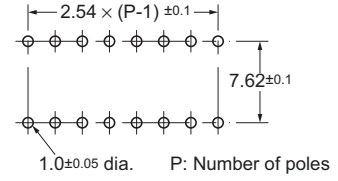


Short actuator

Long actuator



PCB Dimensions (Reference)
(Top View)

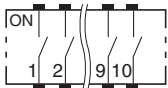


No. of poles	Model		Dimension A
	Short actuator	Long actuator	
2	A6TR-2101	A6TR-2104	4.98
4	A6TR-4101	A6TR-4104	10.06
6	A6TR-6101	A6TR-6104	15.14
8	A6TR-8101	A6TR-8104	20.22
10	A6TR-0101	A6TR-0104	25.30

Note: Unless otherwise specified, a tolerance of ±0.4 mm applies to all dimensions.

Internal Connections

Contact Form (Top View)



Precautions

Be sure to read the Safety precautions common to all DIP Switches for correct use.

Please check each region's Terms & Conditions by region website.

OMRON Corporation

Device & Module Solutions Company

Regional Contact

Americas

<https://components.omron.com/us>

Asia-Pacific

<https://components.omron.com/ap>

Korea

<https://components.omron.com/kr>

Europe

<https://components.omron.com/eu>

China

<https://components.omron.com.cn>

Japan

<https://components.omron.com/jp>

© OMRON Corporation 2007-2022 All Rights Reserved.
In the interest of product improvement, specifications are subject to change without notice.